


Hi parents! Below is the week 2 art assignment for 5th grade. Some of you sent me photographs of your student's work last week and I loved seeing it! You may either email me a photograph of their work: econnor@newlifeacademyga.com, or they can turn it in when we return to school.

Week 2 Assignment: Texture is an element of art, meaning it is used often in art. Texture is how something feels. It can be implied or real. **Implied texture**, means something is drawn or painted to look like it has texture. **Real texture** means that you can actually touch it and feel it. Below is a famous sculpture called "Luncheon in Fur" made from real fur. Therefore, it has real texture because it is actually soft. In the drawing of the fish, there is implied texture. You cannot actually feel the fish scales, but the artist has drawn them to look like they feel bumpy.



Assignment: Create your own drawing that shows implied texture! You could draw your pet with soft fur, for example. Take your time to draw the details. Below are more examples of textures to choose from:

The ABCs of Art By M.C. Gillis


TEXTURE



SMOOTH



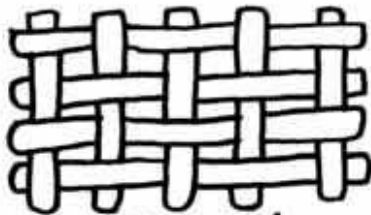
ROUGH




HARD



SOFT



WOVEN



BUMPY/LUMPY



JAGGED/IRREGULAR



RIDGED

Additional drawing challenge! Parents, this is **not** required. However, if you would like to give your student extra drawing practice, this is a great step-by-step video for them. It is a drawing of flowers, which I thought was perfect for spring. It also helps them practice several art techniques, overlapping and shading. Happy creating!

<https://www.youtube.com/watch?v=0pBTNMBuweY>

Attachments area

Preview YouTube video How To Draw A Dahlia Pom Pom

